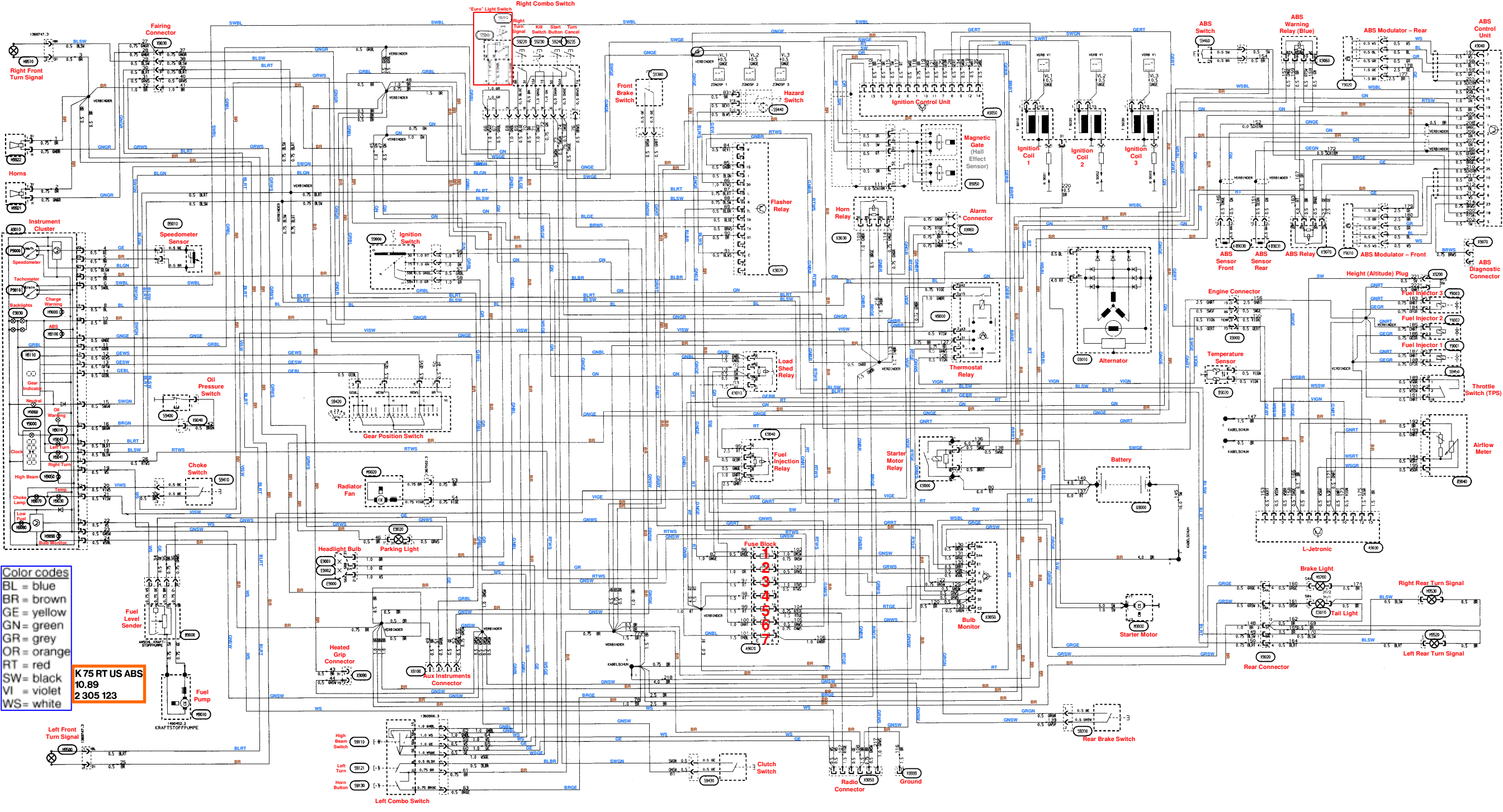


K 75 RT US ABS

10.89

2 305 123

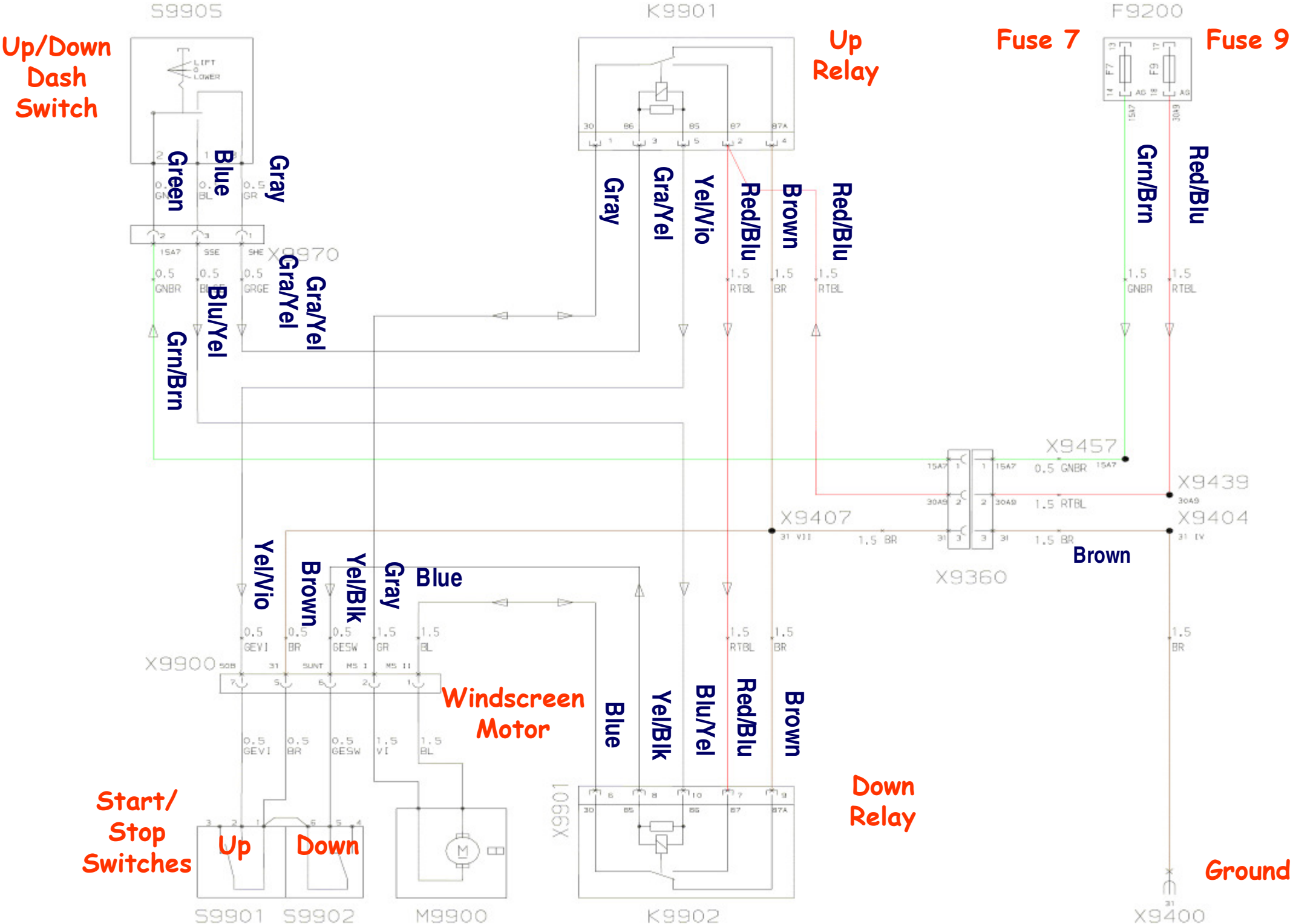


Color codes
 BL = blue
 BR = brown
 GE = yellow
 GN = green
 GR = grey
 OR = orange
 RT = red
 SW = black
 VI = violet
 WS = white

K 75 RT US ABS
10.89
2 305 123

1
 2
 3
 4
 5
 6
 7

K1100LT Electric Windscreen (BMW wiring diagrams don't include electric windscreen for K75RT)



10/89 K75RT Wiring Legend

A9010 Instrument cluster

A9020 Flasher unit

A9030 L-Jetronic control unit

A9040 ABS control unit

A9050 Ignition control unit

B9000 Fuel gauge

B9010 Inductive transmitter

B9020 Temperature transmitter

B9030 ABS front sensor

B9031 ABS rear sensor

B9040 Airflow meter

B9050 Magnetic gate

E9000 Headlight

E9001 Low-beam headlight

E9002 High-beam headlight

E9010 Headlight

E9020 Parking light

E9030 Instrument lighting

G9000 Battery

G9010 Alternator

H9000 Battery charge warning light

H9010 Oil pressure warning light

H9030 Front left flashing turn indicator

H9041 Turn indicator repeater, right

H9042 Turn indicator repeater, left

H9050 Brake light

H9060 Neutral telltale

H9070 Choke telltale

H9080 Fuel level telltale

H9090 Bulb telltale

H9100 ABS telltale

H9110 Gear indicator

H9200 Brake light

H9500 Front left flashing turn indicator

H9510 Front right flashing turn indicator

H9520 Rear left flashing turn indicator

H9530 Rear right flashing turn indicator

H9921 Twin-tone horn, left

H9922 Twin-tone horn, right

K9000 Starter motor relay

K9010 Load relief relay

K9020 Flasher unit

K9030 Horn relay

K9040 Injection Relay

K9050 Bulb monitoring unit

K9060 ABS warning relay

K9070 ABS relay

M9000 Starter motor

M9010 Fuel pump

M9020 Fan Motor

N9000 Thermostat

P9000 Speedometer

P9010 Revolution counter

S9000 Ignition switch

S9100 Combined switch, left

S9110 High-beam headlight

S9121 Turn indicator switch, left

S9130 Horn switch

S9220 Turn indicator switch, right

S9230 Kill switch

S9235 Turn indicator cancel switch

S9240 Starter switch

S9300 Brake light switch, hand-operated

S9310 Brake light switch, foot-operated

S9400 Oil pressure switch

S9410 Choke switch with telltale lamp

S9420 Transmission switch

S9430 Clutch switch

S9440 Hazard warning flasher switch

S9450 Throttle butterfly switch

S9460 ABS button

T9010 Ignition coil 1

T9020 Ignition coil 2

T9030 Ignition coil 3

V9000 Clock

X9000 Plug - engine wiring harness

X9010 Plug -front indicators

X9020 Plug - rear section

X9030 Plug connection - fairing

X9040 Plug - oil pressure gauge

X9050 Plug - special equipment

X9060 Plug - alarm system

X9070 Plug - ABS diagnosis

X9080 Plug - heated handlebar grips

X9100 Plug - auxiliary instruments

X9200 Plug connection - height adjustme

X9999 Earth (ground) connection

Y9001 Valve 1

Y9002 Valve 2

Y9003 Valve 3

Y9010 ABS pressure modulator, front

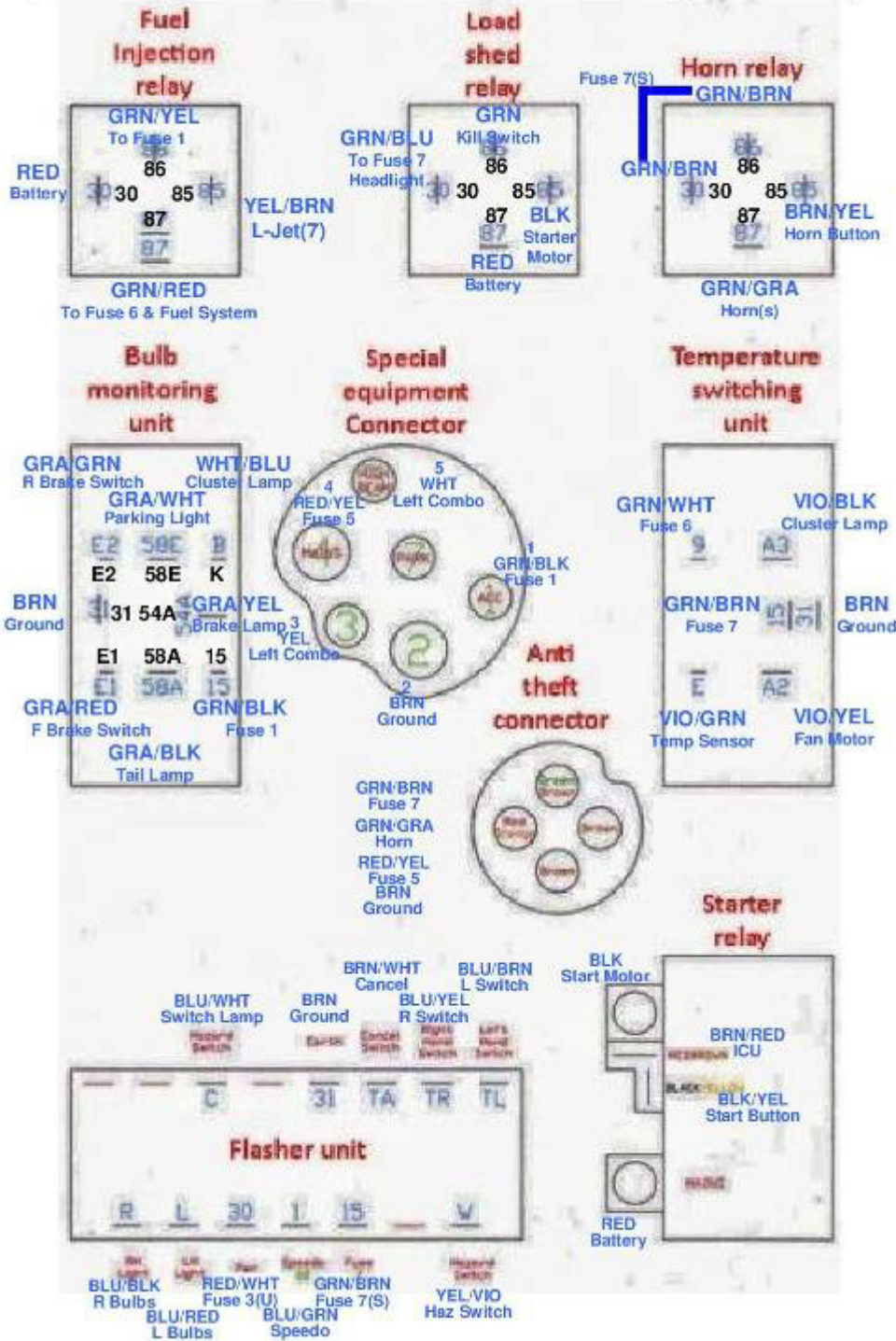
Y9020 ABS pressure modulator, rear

K75 ABS Fuse Block

Switched
Unswitched

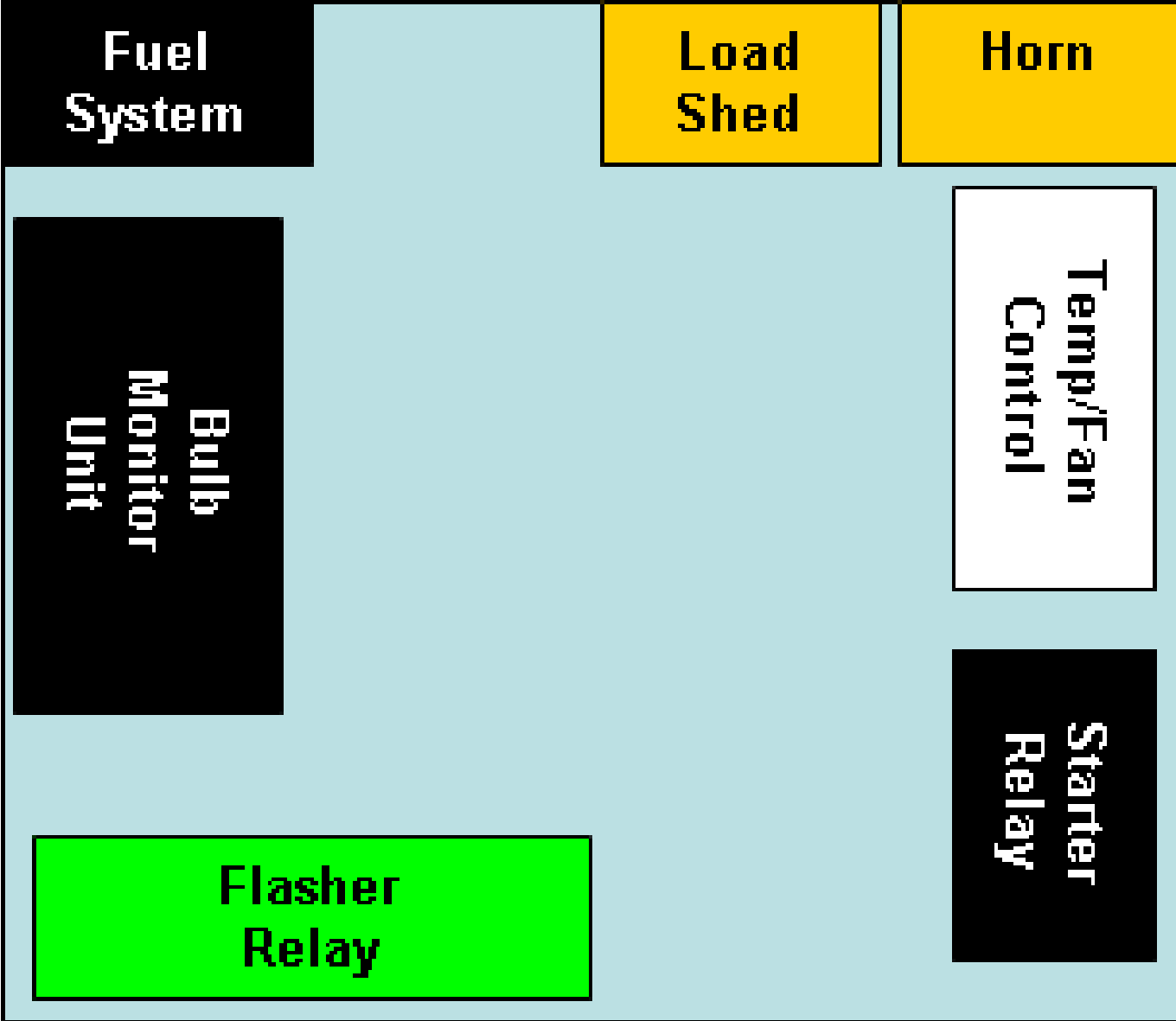
#	FROM	Wire In	Fuse	Wire Out	TO
1	Kill Switch (from ign GRN) <i>Also from ignition switch GRN:</i> <i>FI Relay</i> <i>Coils</i> <i>ABS Control Unit</i> <i>ABS Sensors</i> <i>ABS Warn Relay</i> <i>Load Shed Relay 86</i>	Grn/Yel	7.5 Switched	Grn/Blk	Front Brake Switch Rear Brake Switch Clutch Switch Instrument Cluster Bulb Monitor Unit Heated Grips Aux Instruments Connector Spec Eqiup (Radio) Connector
2	Ignition Switch	Gray	7.5 Switched	Gra/Wht	Bulb Monitor Unit Parking Light
3	Battery	Red	15 Unswitched	Red/Wht	Instrument Cluster Clock Flasher Relay
4	Battery	Red	15 Unswitched	Red/Gra	Power Socket
5	Battery	Red	15 Unswitched	Red/Yel	Alarm Connector Spec Eqiup (Radio) Connector
6	Fuel Injection Relay (87)	Grn/Red	7.5 Switched	Grn/Wht	Fuel Pump Thermo Relay
7	Load Shed Relay (30)	Grn/Blu	15 Switched	Grn/Brn	Flasher Relay Horn Relay Alarm Connector Thermo Relay (to fan)

Early K75/K100 Relay Box



Early K75/K100

Front of relay box



Late K75/K100

Front of relay box

